

PALOMAR

ASTROPHYSIC'S 200-INCH TELESCOPE


Every Caltech alumnus is undoubtedly familiar with the general phases of the 200-inch telescope project but probably few know many of the interesting details that are too "technical" for the general public. In this issue of the ALUMNI REVIEW there is presented a series of articles dealing with some of these details in a manner which it is hoped will show the vastness of the work and the multiplicity of the problems which are being encountered.

Many will remember the time, about five years ago, when the building activity for the Astrophysics department was almost as great as the present construction that has disturbed the west end of the campus. Three buildings were completed within a short period. These were the Astrophysics building, the Optical Shop and the Instrument Shop. By now, of course, all three look as much a part of the campus as Bridge or Gates.

The Astrophysics building is at present housing a number of chemists and probably some geologists in the depths of its numerous basements. The astronomers occupy the top floor. The Instrument Shop is equipped to handle all but the heaviest work on the telescope. It contains some beautiful equipment and some expert mechanics, so whenever one of the other departments wants some really nice work done they send over their best salesman to try to convince the star-gazers that their job is more important than the telescope. The Optical Shop is busy with its big job, but in addition a number of smaller mirrors are being ground.

The Astrophysics Department is headed by an Observatory Council whose members are: G. E. Hale, Max Mason, W. S. Adams, R. A. Millikan and the late Henry M. Robinson. Dr. J. A. Anderson acts as its Executive Officer, in direct charge of design and construction. The engineering end of the job is under the supervision of Captain C. S. McDowell, U. S. N. In addition there is an advisory committee consisting of scientists from the Mount Wilson Observatory as well as from Caltech. This combination of Mount Wilson talent with that of the California Institute is an interesting feature of the 200-inch telescope development. There always has been close co-operation between the two groups and the new project extends this in a more formal way. The Palomar Observatory is not going to be a competitor of Mount Wilson but is going to supplement the work of the older observatory with its larger instrument and newer equipment.

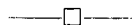
The two men chiefly concerned with the building of the Palomar observatory, with whom Alumni should be better acquainted, are Dr. Anderson and Captain McDowell. Dr. John A. Anderson has been an astronomer since the early years of the twentieth century. He was associated with Johns Hopkins University from 1908 to 1916. At that time he joined the Mount Wilson staff. He has been connected with the Institute since 1928. His astronomical interests have been mainly in the field of spectroscopy and



Captain C. S. McDowell and Celluloid Model of 200-inch Telescope

the construction of gratings. He has been an editor of the Journal of the Optical Society. In addition to his astronomical work he has been interested in seismology, and, with Harry O. Wood of the seismo lab, designed a seismometer which has been widely used. At present he is still connected with the seismological laboratory in the San Rafael Hills.

Captain McDowell, U. S. N., has worked with the Navy's engineering problems for many years. During the War he was in command at the Naval Experiment Station at New London, Connecticut, and was executive secretary of the U. S. Anti-submarine Board. Recently he has held positions such as: New Construction Superintendent, N. Y. Navy Yard; Manager, Pearl Harbor Navy Yard; Inspector of Machinery, N. Y. Ship-building Corp. Tech is fortunate indeed to have a man of his experience in charge of its biggest construction job.



THE MIRROR

William H. Pickering, '32

In 1934 the first large slab of glass was received in the Optical Shop. This was a Pyrex disc 120 inches in diameter to be made optically flat and to be used for testing the large mirror. The grinding machine was ready and at the present time this disc is practically in its finished condition. The 200-inch disc was received with a great fanfare in 1936 and in a short time grinding commenced. The first job was to smooth off the back of the glass to prepare it for its permanent mounting on a large iron disc. At present this part has been finished and work has commenced on the front face, and indeed there is already a noticeable cavity

of about two inches in the central section of the slab. It is expected that the mirror will be spherical and ready for its first tests by next spring. Then will come the delicate job of parabolizing its surfaces to the final exact shape. This is expected, with luck, to be finished sometime in 1939. Finally for testing purposes when the mirror is installed, a small central section will again be made spherical, co-axial with the parabola. This will be just another unique feature of the 200-inch, but one which is expected to be of great value.

When the surface has been ground accurately to its final shape, there remains the formation of the reflecting surface. This will be aluminum deposited on the glass by evaporation while the whole mirror is in a very good vacuum. Such a process results in a better mirror than the more conventional silver. This technique was developed at the Institute by Dr. J. D. Strong only a few years ago, but has already been applied successfully to many telescopes from the 100-inch down.

The complete optical system of the 200-inch contains some half dozen auxiliary mirrors ranging in size from about 40" on down. Work is now in progress on these mirrors at the Optical Shop, grinding being done at a number of small machines that look like toys when compared with the 200-inch grinding machine.



THE DOME

By Mark Serrurier, '26

At the present time, a force of about 25 men is busy erecting the dome for the 200-inch telescope building. In a general way, this dome is similar in appearance, and performs the same functions as the dome for the 100-inch telescope.

Since the 100-inch telescope was built many new materials and processes have been developed which had to be considered in designing the new 200-inch dome. Stainless steel and dural were considered, but no justification was found for using either of these for the structure of the dome. Aluminum foil, however, was adopted as the material for insulating the dome.

The development of the coated rod has made welded joints reliable. The use of welding is increasing so rapidly that it was given very careful consideration in order that the finished structure would still be considered modern some years in the future.

Furthermore, welding lent itself to the so-called monocoque type of construction which has been developed to such a high degree by the airplane industry. Here again was something which would stamp the dome as a modern structure for many years to come.

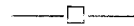
The design group was very fortunate in having on the campus Dr. von Karman and Professor Martel, who directed the theoretical and experimental research necessary to make a proper design. Ernie Sechler, '27, and Bill Bollay, assisted them in this work. In order to check the theoretical results and the applicability of previous tests by others, tests were made on a small model of the dome. The model consisted of a copper hemisphere 36 inches in diameter

with a copper cylinder soldered to it. The model was tested in a great variety of ways, before and after cutting the slot.

The model was loaded by floating in mercury; that is the model was inverted and fastened to a concrete basin just a little larger than itself, and then the mercury was poured in. Concentrated loads were applied through a system of levers.

Various steel fabricating companies were consulted about the size of the plates, cost of dishing plates, minimum thickness of plates and method of erection.

A thumbnail description of the dome would read about as follows: The dome consists of a hemisphere 137 feet in diameter on top of a cylinder 27 feet high. The hemisphere is made from $\frac{3}{8}$ -inch plates which were dished to the proper radius in the shop. The maximum size which could be economically handled was 7 by 22 feet. The framework was designed so that the plates were laid with their long dimension vertical and the joints between them came over a member of the frame work. The joint between the plates was a butt weld. The cylinder is made from $\frac{3}{8}$ -inch plates, 100 inches wide and about 27 feet long. On each side of the shutter opening is an arch which is 3 feet wide and 8 feet deep. Near the bottom of the cylinder is a balcony which is also a horizontal plate girder whose function is to keep the bottom of the dome circular. The dome, which will weigh approximately 1,000 tons, will be entirely welded, no rivets or bolts being used.



CONSTRUCTION ON PALOMAR

By Bruce Rule, '32

In addition to the extensive grinding program for the 200-inch mirror, and aside from the numerous engineering problems in the design and construction of the tube, its mounting and its housing structure or dome, there are other interesting features in the Palomar Mountain Telescope project: such as providing of complete utilities at the mountain site, entirely independent of the outside world except for supply trucks.

First work was begun at the site in the fall of 1935. A water supply below the site was developed, a pumping plant installed, a million gallon storage reservoir and elevated tanks built, and the necessary pipe lines laid. Then a Diesel powered generating plant followed to supply light and power for the workcamp, cottages, shops and telescope. Butane storage tanks were installed for heating and cooking. Local roads were constructed, brush cleared, fire lines installed, sanitation system completed, and a local automatic dialing telephone system put into operation.

With headquarters on the Institute campus, the problem of supervision and communication to and from the site was solved by an automatic two-way short wave radio telephone which is giving reliable service and has been on more than one occasion the only contact with the outside world.

In outward appearance the 200-inch Dome building will be similar to the Mt. Wilson 100-inch, but larger. In the cylindrical housing below the dome proper, the ground